


LEDX.NO


LED expert AS
Torpumveien 543
1788 Halden

E-post: post@ledx.no
Tlf: 909 54 606




Suspension Parts

【Standard Configuration】

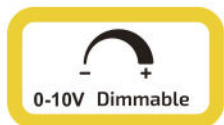


Ceiling Fitting

【Optional】

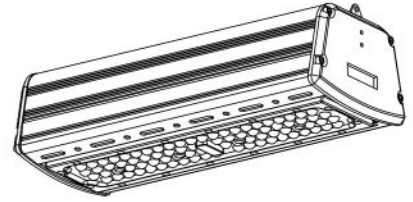


LED Driver

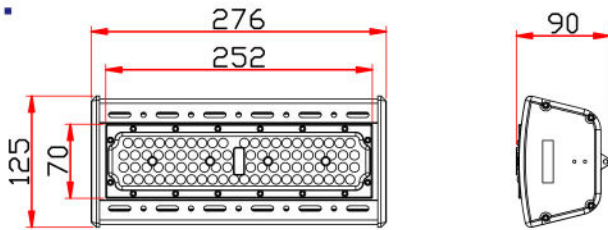


LEDX.NO

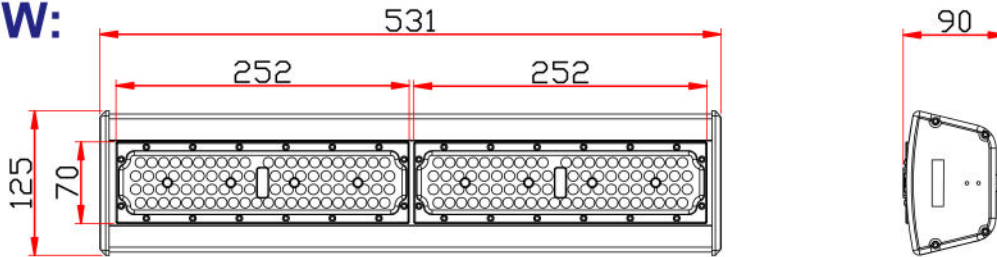
Dimensions(Unit:mm)



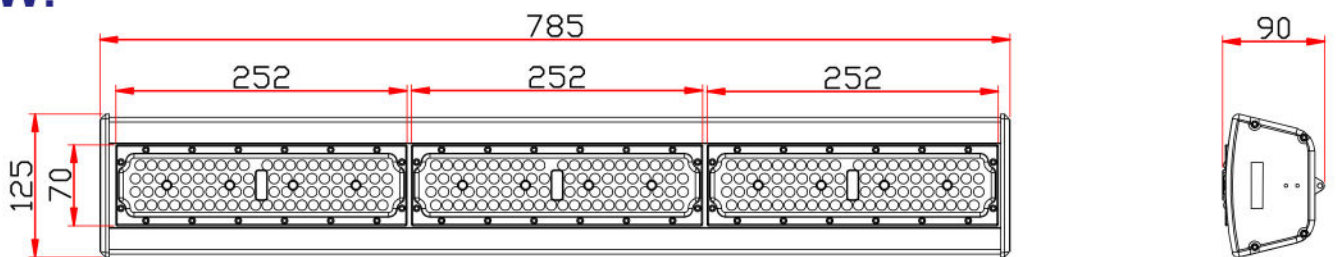
50W:



100W:

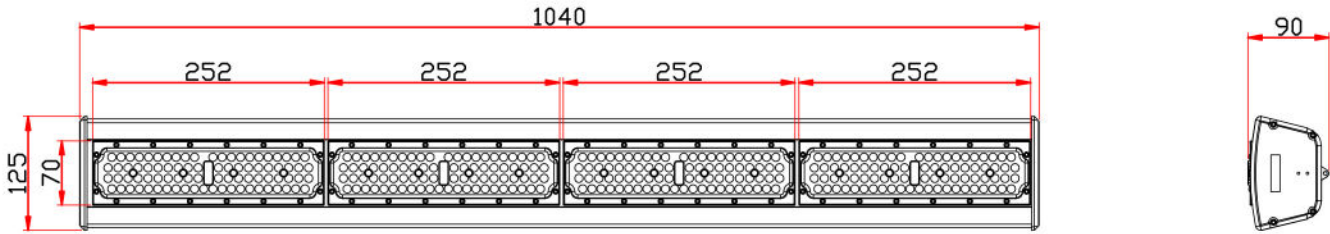


150W:

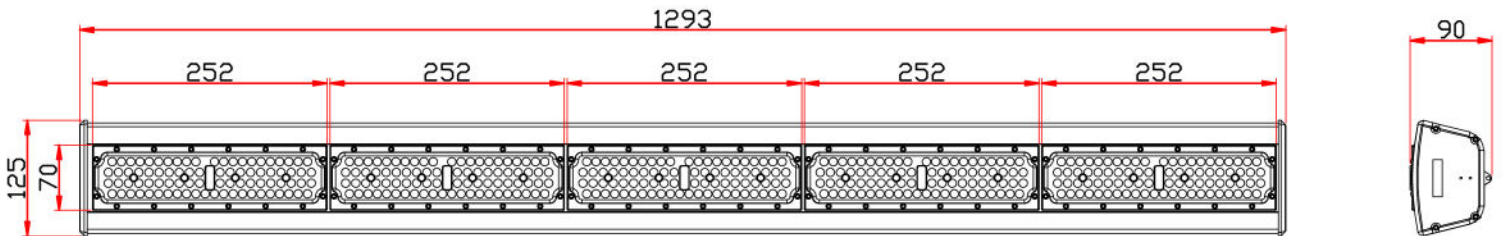


Dimensions(Unit:mm)

200W:



250W:



Power	Product Size(L*W*H)
50W	L276*W125*H90mm
100W	L531*W125*H90mm
150W	L785*W125*H90mm
200W	L1040*W125*H90mm
250W	L1293*W125*H90mm

50W

Input Voltage	Max. Current	Operating Voltage	Constant Current	Power Consumption	Power Factor	
AC200-240V	0.25A	DC192V	0.24A	50W	≥0.95	
LED Type	LED Q'ty	CRI	CCT	2900-3100K	4000-4500K	5500-6000K
			Luminous efficiency	140LM/W	150LM/W	150LM/W
SMD2835	84PCS	≥80Ra	Luminous flux	7000LM±10%	7500LM±10%	7500LM±10%
			Beam Angle	90° or 60°		
Life Time	Certifications	IP Code	Luminaires Class	product dimension	N.W	
50.000Hours	CE,RoHS	IP65	Class I	L276*W125*H90mm	1.6Kg	
Operating Temperature	Storage Temperature	Humidity Operating	Humidity Storage	Packing dimension	G.W	
-20°Cto+50°C	-30°Cto+60°C	10-80%RH	10-90%RH	L315*W165*H145mm	1.8Kg	
Outer carton package	6*1layer=6PCS/carton,K=K corrugated paper, L355*W335*H480mm,GW:11.75KG					
Optional dimming type	0-10V Dimming					

100W

Input Voltage	Max. Current	Operating Voltage	Constant Current	Power Consumption	Power Factor	
AC200-240V	0.5A	DC252V	0.35A	100W	≥0.95	
LED Type	LED Q'ty	CRI	CCT	2900-3100K	4000-4500K	5500-6000K
			Luminous efficiency	140LM/W	150LM/W	150LM/W
SMD2835	168PCS	≥80Ra	Luminous flux	14000LM±10%	15000LM±10%	15000LM±10%
			Beam Angle	90° or 60°		
Life Time	Certifications	IP Code	Luminaires Class	product dimension	N.W	
50.000Hours	CE,RoHS	IP65	Class I	L531*W125*H90mm	2.5Kg	
Operating Temperature	Storage Temperature	Humidity Operating	Humidity Storage	Packing dimension	G.W	
-20°Cto+50°C	-30°Cto+60°C	10-80%RH	10-90%RH	L570*W165*H145mm	2.7Kg	
Outer carton package	4*1layer=4PCS/carton,K=K corrugated paper, L590*W355*H320mm,GW:11.45KG					
Optional dimming type	0-10V Dimming					

150W

Input Voltage	Max.Current	Operating Voltage	Constant Current	Power Consumption	Power Factor	
AC200-240V	0.75A	DC252V	0.55A	150W	≥0.95	
LED Type	LED Q'ty	CRI	CCT	2900-3100K	4000-4500K	5500-6000K
			Luminous efficiency	140LM/W	150LM/W	150LM/W
SMD2835	252PCS	≥80Ra	Luminous flux	21000LM±10%	22500LM±10%	22500LM±10%
			Beam Angle	90° or 60°		
Life Time	Certifications	IP Code	Luminaires Class	product dimension	N.W	
50.000Hours	CE,RoHS	IP65	Class I	L785*W125*H90mm	3.3Kg	
Operating Temperature	Storage Temperature	Humidity Operating	Humidity Storage	Packing dimension	G.W	
-20°Cto+50°C	-30°Cto+60°C	10-80%RH	10-90%RH	L825*W165*H145mm	3.6Kg	
Outer carton package	4*1layer=4PCS/carton,K=K corrugated paper, L845*W355*H320mm,GW:15.35KG					
Optional dimming type	0-10V Dimming					

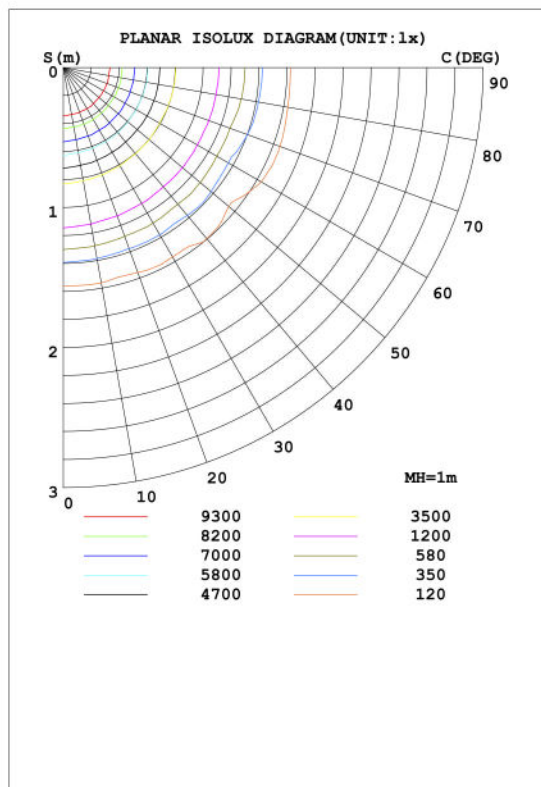
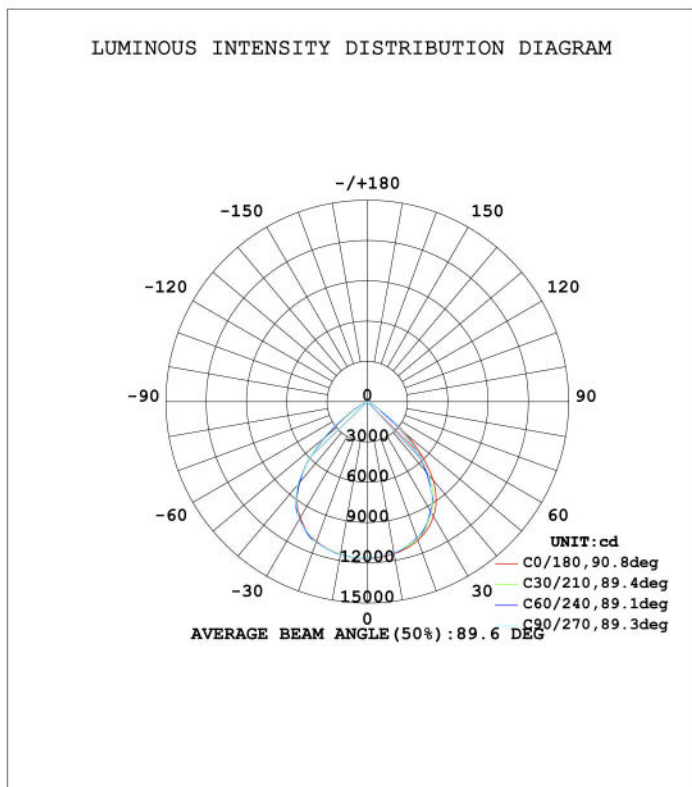
200W

Input Voltage	Max.Current	Operating Voltage	Constant Current	Power Consumption	Power Factor	
AC200-240V	1.0A	DC252V	0.7A	200W	≥0.95	
LED Type	LED Q'ty	CRI	CCT	2900-3100K	4000-4500K	5500-6000K
			Luminous efficiency	140LM/W	150LM/W	150LM/W
SMD2835	336PCS	≥80Ra	Luminous flux	28000LM±10%	30000LM±10%	30000LM±10%
			Beam Angle	90° or 60°		
Life Time	Certifications	IP Code	Luminaires Class	product dimension	N.W	
50.000Hours	CE,RoHS	IP65	Class I	L1040*W125*H90mm	4.0Kg	
Operating Temperature	Storage Temperature	Humidity Operating	Humidity Storage	Packing dimension	G.W	
-20°Cto+50°C	-30°Cto+60°C	10-80%RH	10-90%RH	L1080*W165*H145mm	4.3Kg	
Outer carton package	4*1layer=4PCS/carton,K=K corrugated paper, L1100*W355*H320mm,GW:19.1KG					
Optional dimming type	0-10V Dimming					

250W

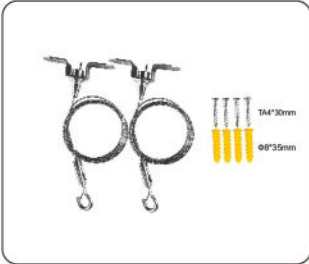
Input Voltage	Max. Current	Operating Voltage	Constant Current	Power Consumption	Power Factor	
AC200-240V	1.2A	DC252V	0.9A	250W	≥0.95	
LED Type	LED Q'ty	CRI	CCT	2900-3100K	4000-4500K	5500-6000K
			Luminous efficiency	140LM/W	150LM/W	150LM/W
SMD2835	420PCS	≥80Ra	Luminous flux	35000LM±10%	37500LM±10%	37500LM±10%
			Beam Angle	90° or 60°		
			Life Time	Certifications	IP Code	Luminaires Class
50.000Hours	CE,RoHS	IP65	Class I	L1293*W125*H90mm	4.9Kg	
Operating Temperature	Storage Temperature	Humidity Operating	Humidity Storage	Packing dimension	G.W	
-20°Cto+50°C	-30°Cto+60°C	10-80%RH	10-90%RH	L1333*W165*H145mm	5.2Kg	
Outer carton package	4*1layer=4PCS/carton,K=K corrugated paper, L1353*W355*H320mm,GW:22.8KG					
Optional dimming type	0-10V Dimming					

Test report

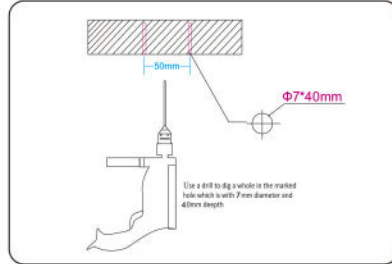


Installation Instructions

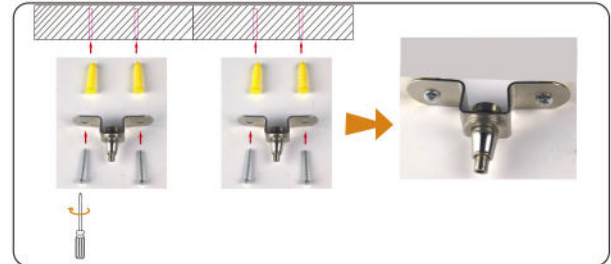
1. Suspending



Step 1: Take the kit out of the box;




Step 2: Drill holes in the installation position, Spacing of fitting holes is 50mm;



Step 3: Lock the fittings to the holes;



Step 4: Tie the wire rope;



Step 5: Attach the two hooks to each end of the lamp;




Step 6: Done (the suspension height can be adjusted);

2. Mounting



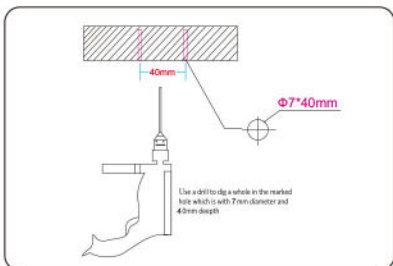
Step 1: Prepare the kit;




Step 2: Install the fitting at each end of the lamp;



Step 3: As shown in the figure;



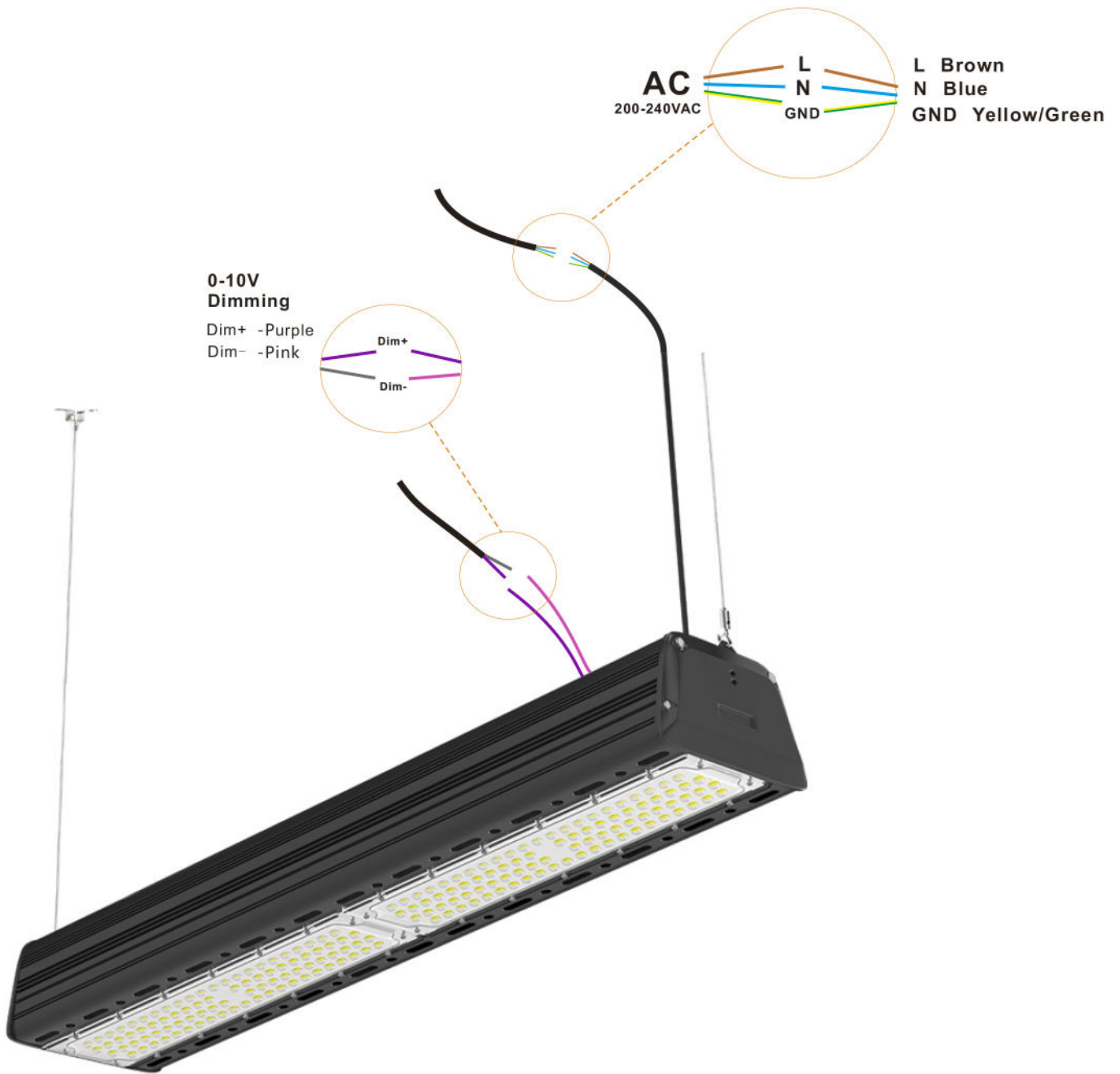
Step 4: Drill holes in the wall according to the hole positions of the fittings, Spacing of fitting holes is 40mm;



Step 5: Screw the lamp to the wall;



Step 6: Done (adjustable angle);



Cautions:

1. This product must be installed by professionals;
2. If there is any damage on the power line or shell, it should be taken as defective product and should not be used;
3. High voltage, non-professionals are not allowed to install, disassemble the product or connect wires.